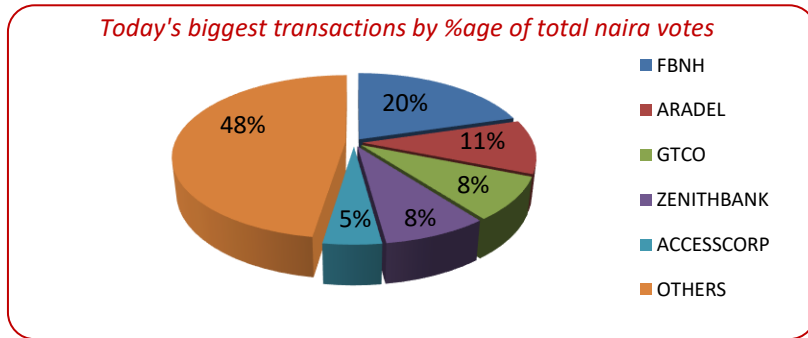
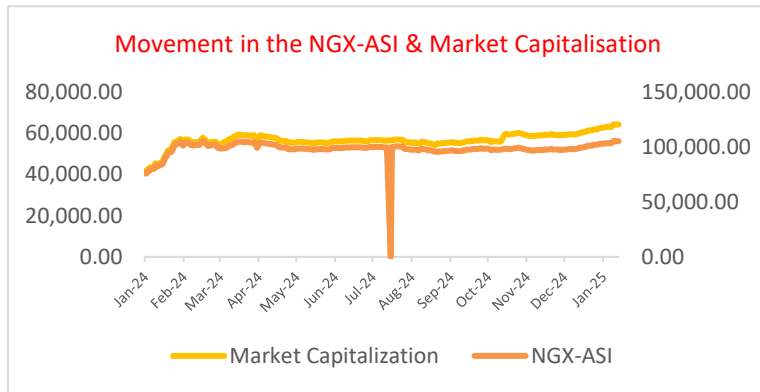




Custom Street Extends Gains Momentum as ASI Soars by 0.19%, Naira Appreciates by 0.66% Against the dollar at the Official Market....

The local stock market maintained its upward momentum on Thursday, as the All-Share Index gained 0.19% to close at 104,744.43 points, pushing the year-to-date return to 1.77%. Market capitalization mirrored this trend, rising by 0.54% to N64.87 trillion, driven by the listing of 19,802,710,781 ordinary shares of FCMB Plc at 50 Kobo per share. This contributed an additional N347.3 billion in market gains by the session's close. Investor sentiment remained strong, with 39 stocks advancing against 25 decliners. CHELLARAM, HONYLOUR, NNFM, REDSTAREX, and SKYAVN led the gainers, posting respective increases of 10.00%, 10.00%, 9.98%, 9.89%, and 9.89%. On the other hand, GUINEAINS, RTBRISCOE, VERITASKAP, MAYBAKER, and DAARCOMM were among the day's laggards. Sectoral performance was mixed: the Banking, Oil & Gas, and Commodity indices declined by 0.47%, 1.19%, and 0.86%, respectively, while the Insurance, Consumer Goods, and Industrial Goods indices advanced by 0.24%, 0.90%, and 1.16%. Trading activity slowed, with the number of deals and total value dropping by 15.63% and 21.04%, settling at 13,716 deals and 497.36 million units. However, total traded volume saw an uptick of 21.04% to N11.84 billion. FBNH emerged as the most actively traded stock by both volume and value, with 83 million shares exchanged across 287 deals, amounting to N2.4 billion.



MARKET STATISTICS	CLOSE	PREVIOUS	TODAY'S%	YTD %
All Share Index (ASI)	104,744.43	104,549.74	0.19	1.77
Deals	13,716	16,256	(15.63)	
Volume (millions)	497,363,256	421,617,585	17.97	
Value (₦ Millions)	11,841,865,260	14,997,783,226	(21.04)	
Market Cap (₦ billions)	64,868,139,149,445	64,520,829,169,719	0.54	3.35

SECTORED INDICES	CLOSE	PREVIOUS	TODAY'S % Δ
NGX BANKING	1,204.19	1,209.85	-0.47
NGX INSURANCE	713.54	711.85	0.24
NGX CONSUMER GOODS	1,795.18	1,779.12	0.90
NGX OIL/GAS	2,703.05	2,735.47	-1.19
NGX IND	3,265.02	3,227.55	1.16
NGX COMMODITY	996.22	1,004.86	-0.86

Source: NGX, Cowry Research

TENOR	NIBOR as @ 30/01/2025	NIBOR as @ 29/01/2024	PPT
Overnight	27.3000	27.6667	-0.37
1 Month	27.4834	27.2496	0.23
3 Months	28.4701	28.1832	0.29
6 Months	29.4486	29.0757	0.37

Source: FMDQ

TENOR	NITTY as @ 30/01/2025	NITTY as @ 29/01/2024	PPT
1Month	20.7619	22.0975	-1.34
3 Months	21.2574	21.3453	-0.09
6 Months	22.7985	22.7199	0.08
12 Months	26.1531	26.1953	-0.04

Source: FMDQ

Bond Name	Maturity (Years)	Bid Price	Daily Δ	Offer yield	Yield YTD PPT Δ
16.29% FGN MAR 2027	10	92.09	0.00	21.04%	0.080
12.50% FGN MAR 2035	15	67.35	0.00	20.16%	0.052
16.25% FGN APR 2037	20	86.12	0.77	19.21%	0.038
12.98% FGN MAR 2050	30	73.64	0.00	17.70%	0.016

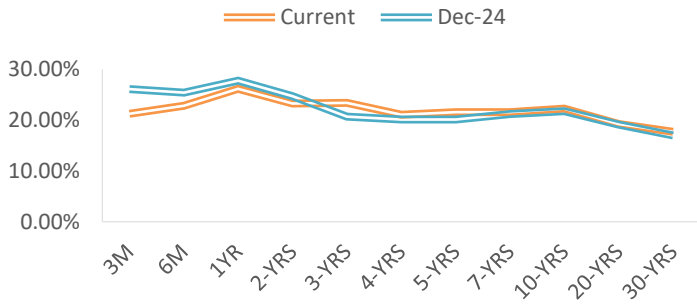
Source: FMDQ

Eurobond Name	Maturity (Years)	Bid Price	Daily Δ	Offer Yield	Yield YTD PPT Δ
6.50 NOV 28, 2027	10	95.76	0.08	8.20%	-0.004
7.69% FEB 23, 2038	20	82.63	0.12	10.12%	-0.002
7.62% NOV 28, 2047	30	77.59	0.19	10.17%	-0.002

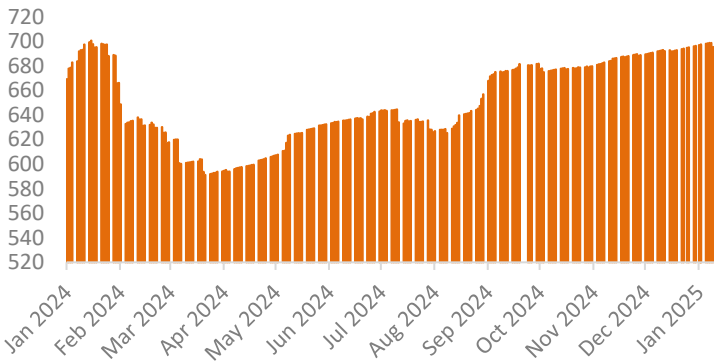
Source: FMDQ



NAIRA YIELD CURVE



S&P / FMDQ Nigeria Sovereign Bond Index (NGN)



Source: S&P Dow Jones Bond Indices, Cowry Research

Money Market

In the money market, the Nigerian Interbank Offered Rate (NIBOR) trended upward across most tenors, with the exception of the overnight NIBOR, which increased by 0.37% to close at 27.30%. Similarly, key money market indicators, including the Open Repo Rate (OPR) and the Overnight Lending Rate, fell by 0.36% and 0.50%, closing at 26.58% and 27.00%, respectively.

The Nigerian Interbank Treasury Bills True Yield (NITTY) declined across most maturities due to strong investor sell pressure. Similarly, the secondary market for Nigerian Treasury Bills experienced bullish momentum, as heightened investor sentiment drove a 0.04% decrease in the average yield, closing at 23.41%.

Bond Market

The secondary market for FGN bonds demonstrated positive momentum, as the average yield declined by 0.08% to close at 20.62%.

Bullish sentiment across Nigeria's sovereign Eurobonds market, spanning the short, mid, and long ends of the yield curve, resulted in a 4-basis-point decline in the average yield, which settled at 9.34%.

Foreign Exchange Market

In the foreign exchange market, the Naira appreciated by 0.66% in the official window, closing at ₦1,500.78 per dollar. Similarly, the Naira ended the day at ₦1,617 per dollar in the parallel market.

Global Commodity Market

In the global commodity market, oil prices rose on Thursday, with Brent Crude increasing by 0.64% to settle at \$77.069 per barrel, while West Texas Intermediate (WTI) increased by 0.46% to close at \$72.955 per barrel.

Source: FMDQ, Trading Economics, OilPrice.com, S&P Dow Jones, Cowry Research

USD/NGN Exchange Rate	30/01/2025	Previous	Daily %
NAFEM	₦1,500.78	₦1,510.72	0.66%
Parallel	₦1,617	₦1,623	0.37%

Major Currencies & Commodities	30/01/2025	Daily %	Yearly %
EURUSD	1.0426	0.04%	-3.62%
GBPUSD	1.246	0.12%	-1.76%
USDZAR	18.4722	-0.22%	-1.04%
USDEGP	50.2292	0.12%	62.82%
Crude Oil, \$/bbl	72.955	0.46%	1.63%
Brent, \$/bbl	77.069	0.64%	3.08%
Natural Gas, \$/MMBtu	3.090	-2.52%	-14.94%
Coal, \$/T	114.8	-0.22%	-7.83%
Gold, \$/t.oz	2792.02	1.15%	6.39%
Wheat, \$/Bu	568.87	1.13%	3.19%
Palm Oil, MYR/T	4290	0.19%	-3.47%
Cocoa, \$/T	11213.56	-3.98%	-2.49%

IMPORTANT DISCLOSURES

This report is produced by the Research Desk, Cowry Asset Management Limited (COWRY) as a guideline for Clients that intend to invest in securities on the basis of their own investment decision without relying completely on the information contained herein. The opinion contained herein is for information purposes only and does not constitute any offer or solicitation to enter into any trading transaction. While care has been taken in preparing this document, no responsibility or liability whatsoever is accepted by any member of COWRY for errors, omission of facts, and any direct or consequential loss arising from the use of this report or its contents.



Cowry Daily Market Insight 30 January 2025

Corporate Bond Issuer	Description	Issue Date	Maturity Date	Coupon (%)	Yield (%)	Daily Δ
FLOUR MILLS OF NIGERIA PLC	11.10 FLOURMILLS IIIB 27-FEB-2025	27-Feb-20	27-Feb-25	11.10	27.77	-0.01
LAPO MFB SPV PLC	13.00 LAPO MFB II 30-MAR-2025	30-Mar-20	30-Mar-25	13.00	24.40	0.00
DANGOTE CEMENT PLC	12.50 DANGCEM I 30-APR-2025	24-Apr-20	30-Apr-25	12.50	25.54	-0.01
UNITED CAPITAL PLC	12.50 UNICAP I 28-MAY-2025	28-May-20	28-May-25	12.50	25.39	0.00
PARTHIAN PARTNERS FUNDING SPV PLC	13.50 PAPF SPV I 27-Jul-2025	27-Jul-22	27-Jul-25	13.50	24.24	0.02
UNION BANK OF NIGERIA PLC	15.75 UNION II 3-SEP-2025	07-Sep-18	03-Sep-25	15.75	23.77	-0.01
STERLING INV. MGT. PLC	16.25 STERLING INV. II 6-OCT-2025	05-Oct-18	06-Oct-25	16.25	26.33	-0.02
WEMA FUNDING SPV PLC	16.50 WEMA FUNDING SPV II 12-OCT-2025	12-Oct-18	12-Oct-25	16.50	26.43	-0.03
CORONATION MB FUNDING SPV PLC	6.25 CORO MB SPV I 30-NOV-2025	30-Nov-20	30-Nov-25	6.25	25.41	-0.04
FLOUR MILLS OF NIGERIA PLC	5.50 FLOURMILLS IV A 15-DEC-2025	14-Dec-20	15-Dec-25	5.50	24.12	-0.05
CARDINALSTONE FINANCING SPV PLC	7.00 CARDINAL SPV I 30-DEC-2025	30-Dec-20	30-Dec-25	7.00	23.56	-0.02
FSDH FUNDING SPV PLC	8.50 FSDH SPV PLC IA 16-FEB-2026	16-Feb-21	16-Feb-26	8.50	24.24	-0.04
FSDH FUNDING SPV PLC	8.00 FSDH SPV PLC IB 16-FEB-2026	16-Feb-21	16-Feb-26	8.00	24.24	-0.04
MECURE INDUSTRIES FUNDING SPV PLC	13.00 MECURE SPV PLC I 31-MAR-2026	31-Mar-21	31-Mar-26	13.00	25.55	-0.02
FLOUR MILLS OF NIGERIA PLC	14.5 FLOURMILL I 9-MAY-2026	09-May-23	09-May-26	14.50	24.39	-0.04
DANGOTE CEMENT PLC	12.50 DANGCEM IB 30-MAY-2026	26-May-21	30-May-26	12.50	22.80	0.00
ACCESS BANK PLC	15.50 ACCESS BANK 23-JUL-2026	23-Jul-19	23-Jul-26	15.50	26.34	-0.06
MTN NIGERIA COMMUNICATIONS PLC	13.50 MTNN IA 30-SEP-2026	30-Sep-22	30-Sep-26	13.50	21.99	0.00
SUNDRY FOODS FUNDING SPV PLC	13.50 SUNDRY SPV PLC I 15-DEC-2026	15-Dec-21	15-Dec-26	13.50	23.92	-0.02
EAT & GO FINANCE SPV PLC	14.25 EAT & GO FINANCE SPV 17-DEC-2026	17-Dec-19	17-Dec-26	14.25	25.56	-0.03
DANGOTE CEMENT PLC	11.85 DANGCEM IIA 30-APR-2027	27-Apr-22	30-Apr-27	11.85	22.16	0.00
AXXELA FUNDING 1 PLC	14.30 AXXELA I 20-MAY-2027	20-May-20	20-May-27	14.30	24.37	0.00
ACCELEREX SPV PLC	14.00 ACSP I 15-JUN-2027	15-Jun-22	15-Jun-27	14.00	24.25	0.00
NOVAMBL INVESTMENTS SPV PLC	12.00 NOVAMBL SPV I 23-JUL-2027	23-Jul-20	23-Jul-27	12.00	25.22	0.00
UNICAP	15.00 UNICAP II 14-SEP-2027	14-Sep-22	14-Sep-27	15.00	23.31	0.00
*NMRC	7.20 NMRC III 2-NOV-2027	02-Nov-20	02-Nov-27	7.20	24.49	0.02
VIATHAN FUNDING PLC	16.00 VIATHAN (GTD) 14-DEC-2027	15-Dec-17	14-Dec-27	16.00	22.00	0.00

www.cowryasset.com

IMPORTANT DISCLOSURES

This report is produced by the Research Desk, Cowry Asset Management Limited (COWRY) as a guideline for Clients that intend to invest in securities on the basis of their own investment decision without relying completely on the information contained herein. The opinion contained herein is for information purposes only and does not constitute any offer or solicitation to enter into any trading transaction. While care has been taken in preparing this document, no responsibility or liability whatsoever is accepted by any member of COWRY for errors, omission of facts, and any direct or consequential loss arising from the use of this report or its contents.



Cowry Daily Market Insight 30 January 2025

Corporate Bond Issuer	Description	Issue Date	Maturity Date	Coupon (%)	Yield (%)	Daily Δ
FLOUR MILLS OF NIGERIA PLC	6.25 FLOURMILLS IV B 14-DEC-2027	14-Dec-20	14-Dec-27	6.25	23.12	0.01
BUA CEMENT PLC	7.50 BUACEM I 30-DEC-2027	30-Dec-20	30-Dec-27	7.50	21.99	0.00
*ARADEL HOLDINGS PLC	17.00 ARAD I 13-JAN-2028	13-Jan-23	13-Jan-28	17.00	22.01	0.00
MTN NIGERIA COMMUNICATIONS PLC	13.00 MTN COM PLC I 5-MAY-2028	05-May-21	05-May-28	13.00	22.41	0.00
DANGOTE CEMENT PLC	13.50 DANGCEM IC 30-MAY-2028	26-May-21	30-May-28	13.50	22.55	0.00
C&I LEASING PLC	15.50 C&I LEASING II 3-JUN-2028	03-Jun-21	03-Jun-28	15.50	23.66	0.01
CERPAC RECEIVABLES FUNDING SPV PLC	14.50 CERPAC-SPV III 15-JUL-2028	10-Sep-21	15-Jul-28	14.50	24.36	0.00
SUNDRY FOODS FUNDING SPV PLC	16.00 SUNDRY SPV PLC II 23-OCT-2028	23-Oct-23	23-Oct-28	16.00	22.27	0.00
ARDOVA PLC	13.30 ARDOVA PLC IA 12-NOV-2028	12-Nov-21	12-Nov-28	13.30	22.55	0.00
EAT & GO FINANCE SPV PLC	13.25 EAT & GO FINANCE SPV 8-MAR-2029	08-Mar-22	08-Mar-29	13.25	24.29	0.00
PRESCO PLC	12.85 PRESCO PLC 5-APR-2029	05-Apr-22	05-Apr-29	12.85	23.13	0.00
DANGOTE CEMENT PLC	12.35 DANGCEM IIB 30-APR-2029	27-Apr-22	30-Apr-29	12.35	22.75	0.01
*FLOUR MILLS OF NIGERIA PLC	22.00 FLOURMILLS II 30-MAY-2029	30-May-24	30-May-29	22.00	24.46	0.00
UNION BANK OF NIGERIA PLC	16.20 UNION III 27-JUN-2029	27-Jun-19	27-Jun-29	16.20	25.03	0.01
DANGOTE INDUSTRIES FUNDING PLC	12.75 DANGIFP IA 19-JUL-2029	19-Jul-22	19-Jul-29	12.75	23.54	0.01
GEREGU POWER PLC	14.50 GERP I 28-JUL-2029	28-Jul-22	28-Jul-29	14.50	24.15	0.00
*NMRC	14.90 NMRC I 29-JUL-2030	29-Jul-15	29-Jul-30	14.90	22.54	0.01
TSL SPV PLC	10.00 TSL SPV I (GTD) 6-OCT-2030	06-Oct-20	06-Oct-30	10.00	24.17	0.01
FBNQ MB FUNDING SPV PLC	6.25 FBNQ MB SPV II 16-DEC-2030	16-Dec-20	16-Dec-30	6.25	23.45	0.05
FIDELITY BANK PLC	8.50 FIDELITY I 7-JAN-2031	07-Jan-21	07-Jan-31	8.50	23.48	0.05
EAT & GO FINANCE SPV PLC	18.00 EGFS 22-FEB-2031	22-Feb-24	22-Feb-31	18.00	24.62	0.06
PRIMERO BRT SECURITISATION SPV PLC	17.00 PRIMERO BRT-SPV 27-OCT-2031	24-May-19	27-Oct-31	17.00	24.32	0.03
MTN NIGERIA COMMUNICATIONS PLC	12.75 MTN COM PLC II 4-NOV-2031	04-Nov-21	04-Nov-31	12.75	23.55	0.02
ARDOVA PLC	13.65 ARDOVA PLC IB 12-NOV-2031	12-Nov-21	12-Nov-31	13.65	23.43	0.05
GPC-SPV COMPANY PLC	13.00 GPC SPV PLC (GTD) 23-NOV-2031	23-Nov-21	23-Nov-31	13.00	23.29	0.00
PAT DIGITAL INFRA FUND SPV PLC	13.25 PAT SPV PLC (GTD) 2-FEB-2032	02-Feb-22	02-Feb-32	13.25	22.58	0.00
DANGOTE CEMENT PLC	13.00 DANGCEM IIC 30-APR-2032	27-Apr-22	30-Apr-32	13.00	22.86	0.00
DANGOTE INDUSTRIES FUNDING PLC	13.50 DANGIFP IB 19-JUL-2032	19-Jul-22	19-Jul-32	16.75	21.47	0.01
MTN NIGERIA COMMUNICATIONS PLC	14.50 MTNN IB 30-SEP-2032	30-Sep-22	30-Sep-32	14.50	21.52	0.01
DANGOTE INDUSTRIES FUNDING PLC	16.75 DANGIFP II 5-DEC-2032	05-Dec-22	05-Dec-32	16.75	20.95	0.00
*NMRC	13.80 NMRC II 15-MAR-2033	21-May-18	15-Mar-33	13.80	22.13	0.00
					22.97	0.03
AXXELA FUNDING 1 PLC	21.00 AXXELA I 12-APR-2034	12-Apr-24	12-Apr-34	21.00	31.81	0.04
GEL UTILITY FUNDING SPV PLC	15.15 GEL UTILITY-SPV (GTD) 28-AUG-2034	28-Aug-19	28-Aug-34	15.15	23.71	0.05
LFZC FUNDING SPV PLC	13.25 LFZC II 16-MAR-2042	10-May-22	16-Mar-42	13.25	20.33	-0.15
LFZC FUNDING SPV PLC	15.25 LFZC III 29-MAR-2043	29-Mar-23	29-Mar-43	19.76	20.34	0.00
FCMB GROUP PLC	16.00 FCMB I (PERP)	16-Feb-23	-	16.00	23.57	0.00
FCMB GROUP PLC	16.00 FCMB II (PERP)	24-Oct-23	-	16.00	22.73	0.00

www.cowryasset.com

IMPORTANT DISCLOSURES

This report is produced by the Research Desk, Cowry Asset Management Limited (COWRY) as a guideline for Clients that intend to invest in securities on the basis of their own investment decision without relying completely on the information contained herein. The opinion contained herein is for information purposes only and does not constitute any offer or solicitation to enter into any trading transaction. While care has been taken in preparing this document, no responsibility or liability whatsoever is accepted by any member of COWRY for errors, omission of facts, and any direct or consequential loss arising from the use of this report or its contents.